

## Getting Started with Enhanced WebAssign

### Logging In

To log in to Enhanced WebAssign, visit <http://www.webassign.net> . You will need the following information:

**Username:** Enter your USC network username.  
(If you have used WebAssign previously, enter your WebAssign username.)  
**Institution:** sc  
**Password:** Sanders01  
(If you have used WebAssign previously, enter your WebAssign password.)

If you do not know your USC network username, check <http://vip.sc.edu> under the Technology tab. After your first login, you should change your password. To change your password, click **My Options** in the upper right corner. If you are enrolled in more than one class, select a class from the **My Classes** menu.

### Purchasing WebAssign Access

You are granted access to your class without payment during a 14-day grace period, which begins on Monday, January 9, 2012. You have three options for accessing WebAssign and you should purchase access before the grace period expires.

#### 1. Using an Access Code

If you purchased your book through one of the university bookstores, you should have an access code. To confirm that your access code card prefix is valid for your course before you open it go to [http://www.webassign.net/user\\_support/student/cards.html](http://www.webassign.net/user_support/student/cards.html) .

- a. Log in to WebAssign and select your class.
- b. Select **Enter an access code**.
- c. Select your access code prefix from the **Choose your access code prefix** list.
- d. Enter your access code in the boxes and click **Continue**.

#### 2. Purchasing access through Cengagebrain.com \$65

This is the least expensive option, but your access code will be mailed to you on an index card, so if you choose this option, you will need to order within the first week of class to make sure you get your code before the grace period expires.

- a. Go to <http://www.cengagebrain.com/shop/isbn/978-0-538-73810-1> and purchase **Enhanced WebAssign with eBook LOE Printed Access Card for One-Term Math and Science**. This access package allows access to Enhanced WebAssign and life-of-edition access to the eBook.
- b. Once you receive your access code in the mail, follow the steps for Using an Access Code above.




#### 3. Purchasing access through WebAssign \$75

You can use a credit card to purchase an access code online after logging into WebAssign. Click **Purchase an access code online** and follow the instructions. The code will automatically be applied to your account, and WebAssign will email you the code for your records.

After the 14-day grace period, your current and previous assignments will be hidden until you enter a valid access code to confirm class payment. When you log into WebAssign and enter the access code, your records will become visible again.

## Working on Assignments

Your current assignments are listed on the homepage for each class. To see more details about your assignments, or to see past assignments, click **My Assignments**. To work on an assignment:

1. From your homepage or My Assignments page for a class, click the name of the assignment you want to work on.
2. Answer the assignment questions. Note that some parts of most graded assignment problems are randomly generated and may be different from your classmates, but the practice homework problems will be the same for all students. Also, some questions display a palette or open a new window for you to specify your answer. If you need help using the palette, click  .
3. Submit your answers. You will see  or  to show which questions you answered correctly and which ones you missed.
  - a. If you miss a question on the **Practice Homework**, you will be able to view the solution and access further resources to help you understand the correct solution. You can try the problem as many times as you wish and the due date will always be the date of the test on which this material appears.
  - b. If you miss a question on a **Graded Assignment**, you will have 2 more chances to get the question correct, but you will not be able to view tutorials or hints. I strongly suggest that you try the practice homework and seek help on problems you do not understand **before** you have used all of your submissions. **Graded assignments are due on Friday before class.** You will be able to **access the key** to these solutions after class on Friday, and you should review the problems you missed before the quiz on Monday.

## Troubleshooting

1. Many problems with WebAssign can be corrected by using the recommended browser, which is Mozilla Firefox.
2. When entering your solutions, be sure to use the variable that was given in the problem. For example, if a problem uses the variable  $V$  and you put in your answer using  $v$ , you will get the problem wrong.
3. If for some reason you have difficulty submitting your answers on WebAssign, you may turn in a hard-copy of the assignment, but you do not want to use this option more than once because you will be graded on the answers you turn in and will not be given 3 chances to get the question correct.
4. Your first graded assignment will be given next week, but there will be practice homework assigned starting today. **Do not wait until next week to try using WebAssign.** It is in your best interest to learn the system before the first graded assignment.
5. If you submit your answers one at a time, there is no reason to “Submit Assignment” when you are finished. If you have grade marks for every problem, you have submitted the assignment.